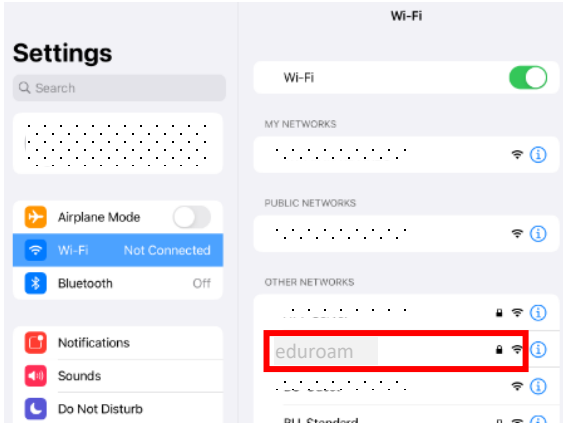
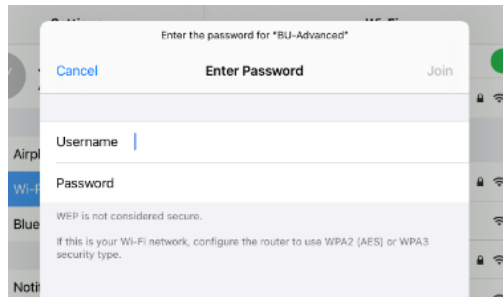


Steps to connect (Universities via CSL / Universities via Y5ZONE / eduroam)

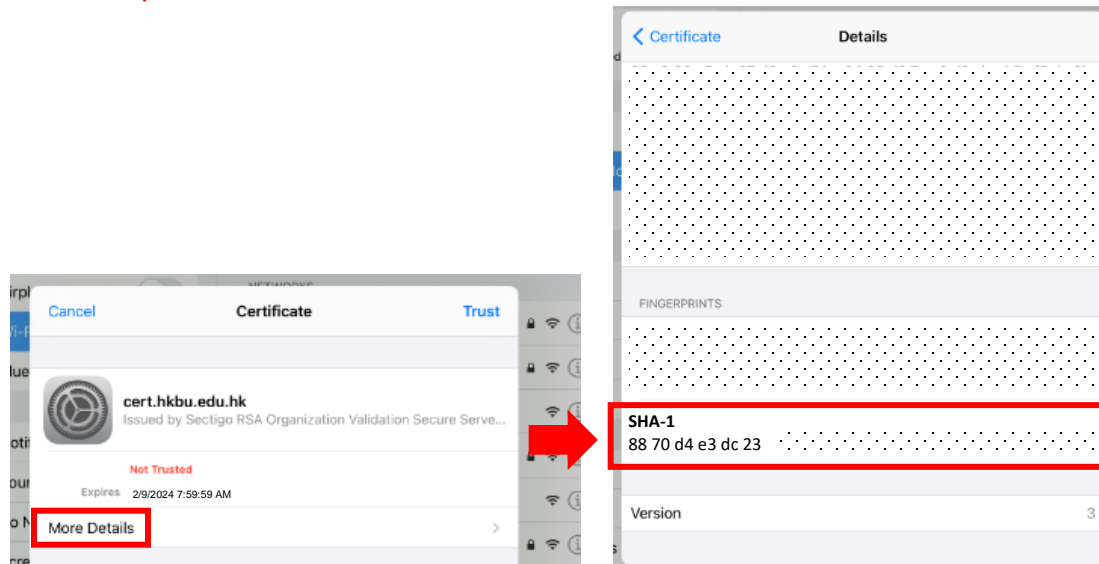
1. Select “Settings” > “Wi-Fi” > “Universities via CSL” or “Universities via Y5ZONE” or “eduroam”.



2. Enter Username: ssoid@hkbu.edu.hk (e.g. 16101234@hkbu.edu.hk) and Password, then tap “Join”.




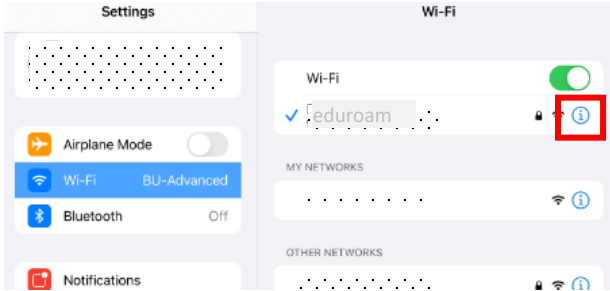
3. ****Important**** - You must click “More Details” and scroll down to validate the Fingerprints (SHA-1) which starts with value (88 70 d4 e3 dc 23 ...), otherwise stop the connection and report to ITO hotline immediately.



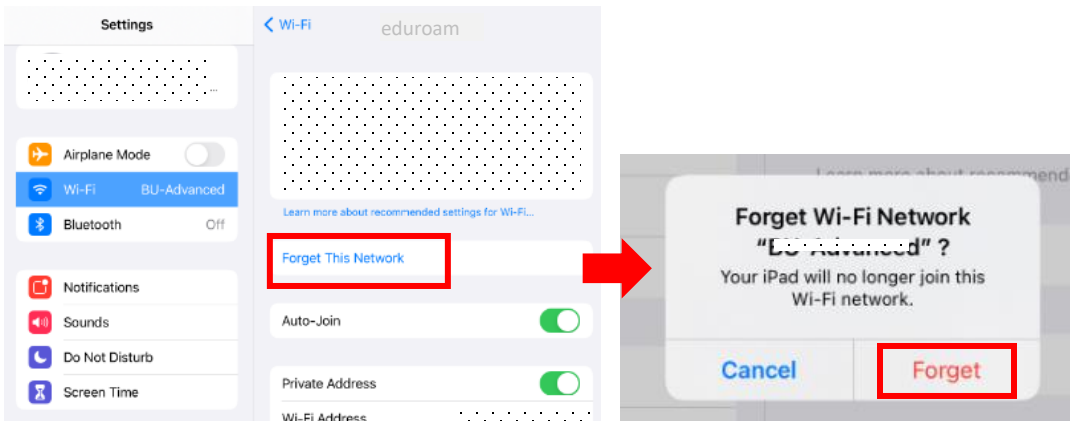
4. If the Fingerprints is matched, tap on “Trust” to connect.

Steps to forget (Universities via CSL / Universities via Y5ZONE / eduroam)

1. Select “Settings” > “Wi-Fi”, then tap the  of desired SSID.




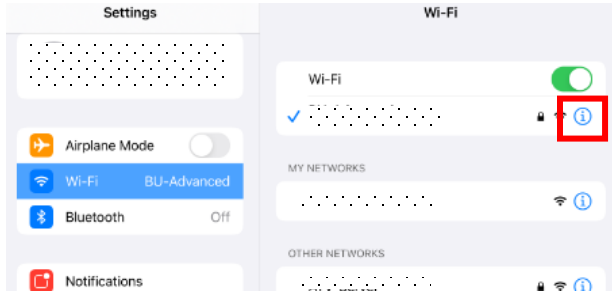
2. Tap on “Forget This Network”, then tap “Forget”.



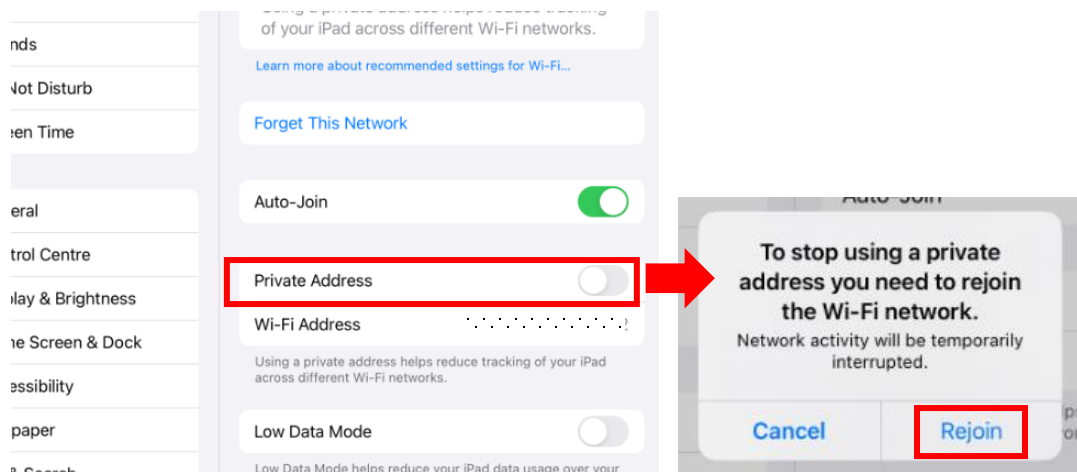
Steps to disable Private Address

If your device supports “Private Address”, you need to turn it off.

1. Select “Settings” > “Wi-Fi”, then tap the  of desired SSID.



2. Tap on “Private Address” to disable it, then tap “Rejoin” to take effect.



For enquiries, please contact our Service Call Centre at **34117899**, or hotline@hkbu.edu.hk